

# RULERS

FOR EVERY APPLICATION



**A MEYERS & SONS**

A Family Business  
Since 1898

# LANCE® PRECISION RULERS

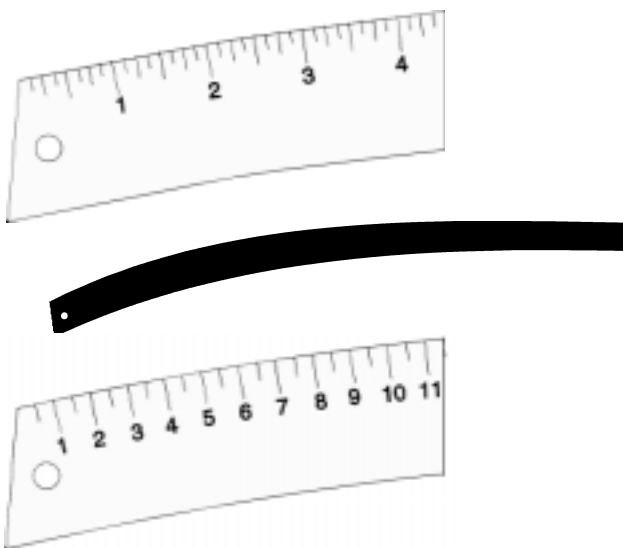
Lance® Rulers are precision tools, manufactured from hardened, aerospace aluminum with a clear, anodized, scratch-resistant finish. We use the highest quality materials and the finest of workmanship to guarantee smooth, clean work edges and easily-read measurements. The accuracy and clarity of Lance® calibrations meet the highest standards in the industry. They are ISO-9001 certified and have been approved by the National Institute of Standards. A Meyers sells these tools only through our worldwide distribution network.

The rulers illustrated here are those which have proven to be in greatest demand in the apparel industry, by graphic artists and by craftsmen in various professions. If you require a specialized ruler not shown, please call us with details. We are ready to produce rulers according to your company's specific requirements.

## CURVES

### HIP CURVES - CALIBRATED IN INCHES OR IN CENTIMETERS

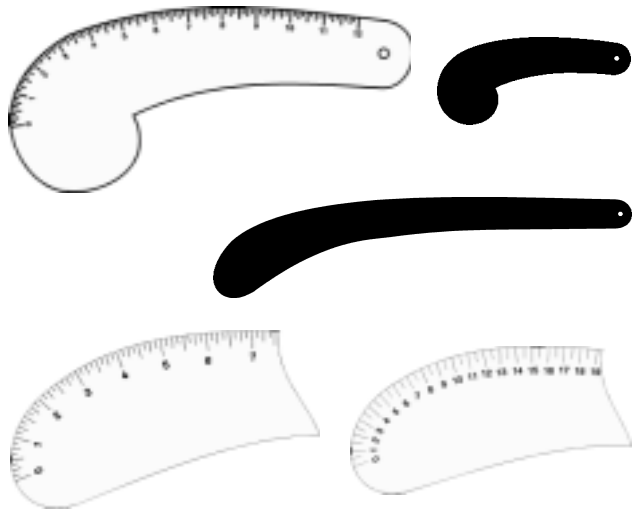
Calibrations are on one edge, on two sides. Patternmakers, designers, tailors – everyone involved in creating garments reaches for this tool to draw the numerous contours of the human form. The hipline, surely, but also the trouser inseam, the lapel, the sleeve, skirt seams, and on and on.



ITEM #	LENGTH	CALIBRATIONS
HC-024	24"	1/8"
HC-60M	60cm	1/2cm

### FRENCH CURVES - CALIBRATED IN INCHES OR IN CENTIMETERS

Calibrations are on one edge, on two sides. These tools complement the Hip Curve by adding the various curves formerly found only in an entire set of French Curves. To the longer contours of the body, it adds the more defined curves of neckline and collar design, pocket contour, armhole, and more.

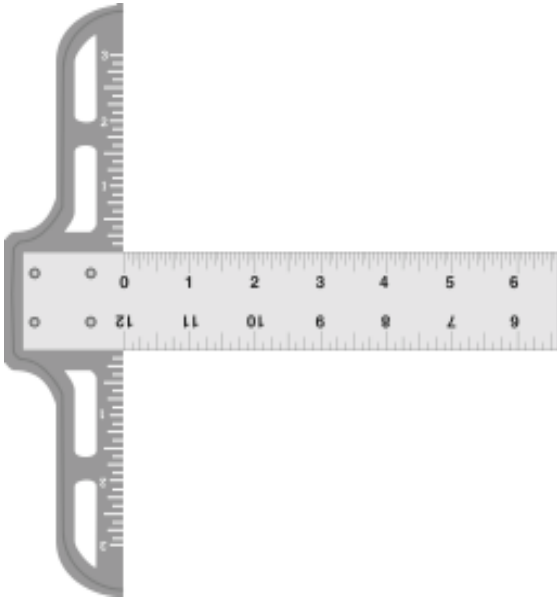


ITEM #	LENGTH	CALIBRATIONS
FC-012	12"	1/8"
FC-024	24"	1/8"
FC-032M	32cm	1/2cm
FC-060M	60cm	1/2cm

# T-SQUARES & TRIANGLES

## T-SQUARES

Lance® T-Squares are available in lengths from 12" to 72", and in Standard or Heavy Duty gauge aluminum. Calibrations are in 8ths and 16ths of an inch on the blade, and in 8ths of an inch on the head. The T-Square heads are made from polycarbonate plastic for the greatest durability. The Standard head is 9" long. The Heavy Duty head is 16" long. All T-Squares are available with or without cork backing on the blade.



### STANDARD T-SQUARES (BLUE HEAD)

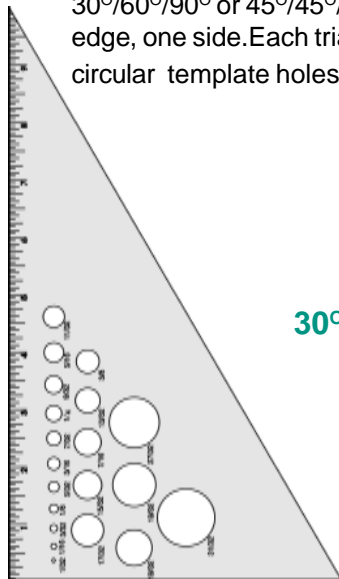
ITEM #	BLADE LENGTH/WIDTH	CALIBRATIONS
T-012	12" X 1-1/2"	1/8", 1/16"
T-015	15" X 1-1/2"	1/8", 1/16"
T-018	18" X 1-1/2"	1/8", 1/16"
T-024	24" X 1-1/2"	1/8", 1/16"
T-030	30" X 1-1/2"	1/8", 1/16"
T-036	36" X 1-1/2"	1/8", 1/16"

### HEAVY DUTY T-SQUARES (GREEN HEAD)

ITEM #	BLADE LENGTH/WIDTH	CALIBRATIONS
HT-024	24" X 2"	1/8", 1/16"
HT-030	30" X 2"	1/8", 1/16"
HT-036	36" X 2"	1/8", 1/16"
HT-042	42" X 2"	1/8", 1/16"
HT-048	48" X 2"	1/8", 1/16"
HT-060	60" X 2"	1/8", 1/16"
HT-072	72" X 2"	1/8", 1/16"

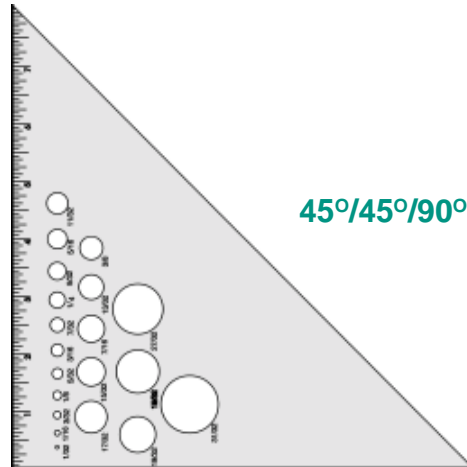
## TRIANGLES

These excellent tools for commercial artists, draftsmen and for crafts of all kinds are available in angles of 30°/60°/90° or 45°/45°/90°, and in lengths from 6" to 14". They are calibrated in sixteenths of an inch on one edge, one side. Each triangle has 20 or 26 circular template holes, depending on its size. The diameter of the circular template holes ranges from 1/32" to 13/8".



30°/60°/90° TRIANGLES

ITEM #	LENGTH - WIDTH	CALIBRATIONS
TR-3060-8	8"	1/16"
TR-3060-10	10"	1/16"
TR-3060-12	12"	1/16"
TR-3060-14	14"	1/16"



45°/45°/90° TRIANGLES

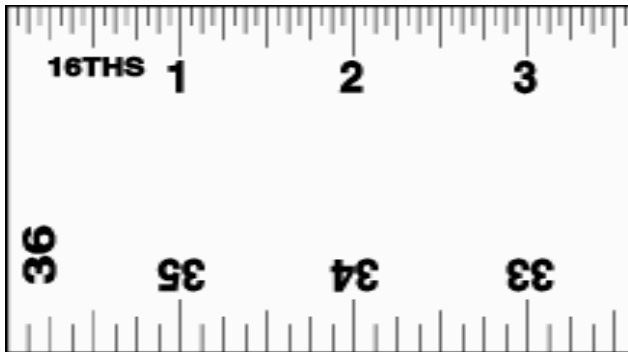
ITEM #	LENGTH - WIDTH	CALIBRATIONS
TR-5690-6	6"	1/16"
TR-4590-8	8"	1/16"
TR-4590-10	10"	1/16"
TR-4590-12	12"	1/16"



# STRAIGHT EDGE RULERS

## CALIBRATED IN INCHES

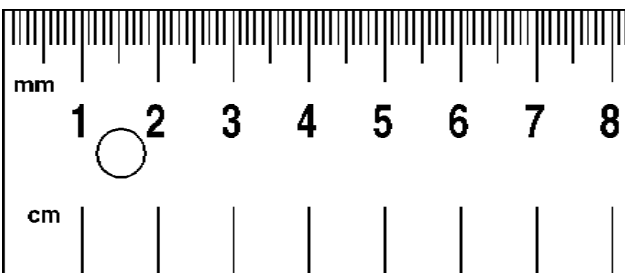
Calibrations are on two edges, on one side. Inches, in 16ths and in 8ths



ITEM #	LENGTH - WIDTH	CALIBRATIONS
SE-006	6" X 3/4"	1/16", 1/32"
SE-012	12" X 1"	1/8", 1/16"
SE-015	15" X 1-1/4"	1/8", 1/16"
SE-018	18" X 1-1/4"	1/8", 1/16"
SE-024	24" X 1-1/4"	1/8", 1/16"
SE-036	36" X 2"	1/8", 1/16"
SE-048	48" X 2"	1/8", 1/16"
SE-060	60" X 2"	1/8", 1/16"
SE-072	72" X 2"	1/8", 1/16"
SE-096	96" X 2"	1/8", 1/16"

## CALIBRATED IN CENTIMETERS

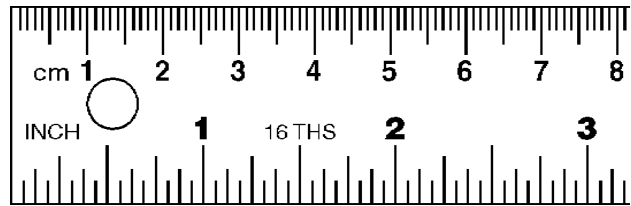
Calibrations are on two edges, on one side. Millimeters to Centimeters on the top edge. Centimeters on the bottom edge.



ITEM #	LENGTH - WIDTH	CALIBRATIONS
SE-030M	30cm X 3.8cm	mm, cm
SE-045M	45cm X 3.8cm	mm, cm
SE-060M	60cm X 3.8cm	mm, cm
SE-100M	100cm X 3.8cm	mm, cm

## CALIBRATED IN INCHES AND IN CENTIMETERS


Calibrations are on two edges, on one side. Millimeters to Centimeters on the top edge. Inches, in 16ths, on the bottom edge.



ITEM #	LENGTH - WIDTH	CALIBRATIONS
SE-015EM	15cm X 1.91cm	1/32", cm
SE-030EM	30cm X 2.54cm	1/16", cm
SE-045EM	45cm X 3.49cm	1/16", cm
SE-060EM	60cm X 3.49cm	1/16", cm
SE-100EM	100cm X 5.01cm	1/16", cm
SE-150EM	150cm X 3.81cm	1/16", cm
SE-200EM	200cm X 3.81cm	1/16", cm

## CORK-BACKED INKING RULERS CALIBRATED IN INCHES

Calibrations are on two edges, on one side. Inches, in 8ths and in 16ths. Since the water-resistant cork backing raises the ruler above the work surface, inking can be done without fear of bleeding or smearing.

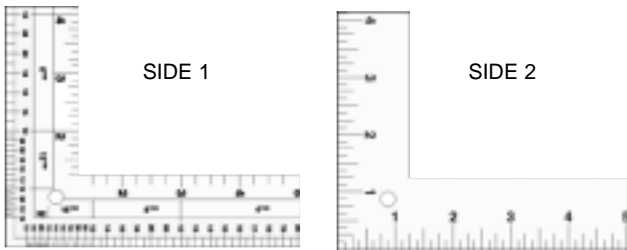
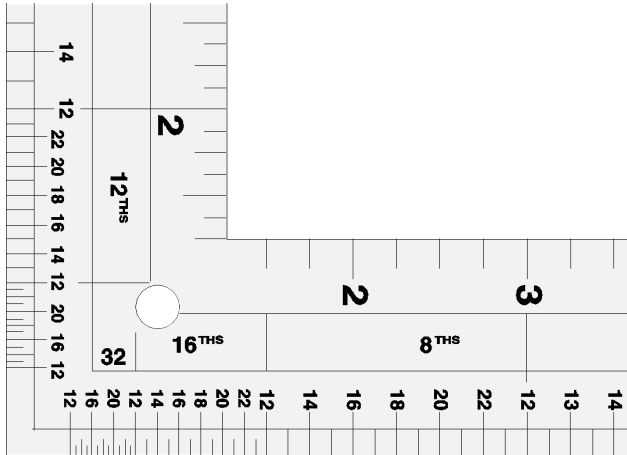


ITEM #	LENGTH - WIDTH	CALIBRATIONS
CB-006	6" X 3/4"	1/16", 1/32"
CB-012	12" X 1"	1/8", 1/16"
CB-015	15" X 1-1/2"	1/8", 1/16"
CB-018	18" X 1-1/2"	1/8", 1/16"
CB-024	24" X 1-1/2"	1/8", 1/16"
CB-036	36" X 2"	1/8", 1/16"
CB-048	48" X 2"	1/8", 1/16"

# L-SQUARES

## STANDARD L-SQUARES - CALIBRATED IN INCHES OR IN CENTIMETERS

Each arm is calibrated on two edges on one side, and on one edge on the reverse. An invaluable tool used by designers and tailors for the drafting of flat patterns, and by artists and craftsmen in all fields.

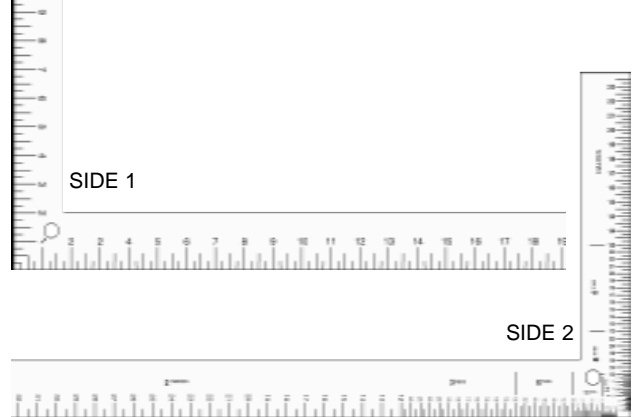
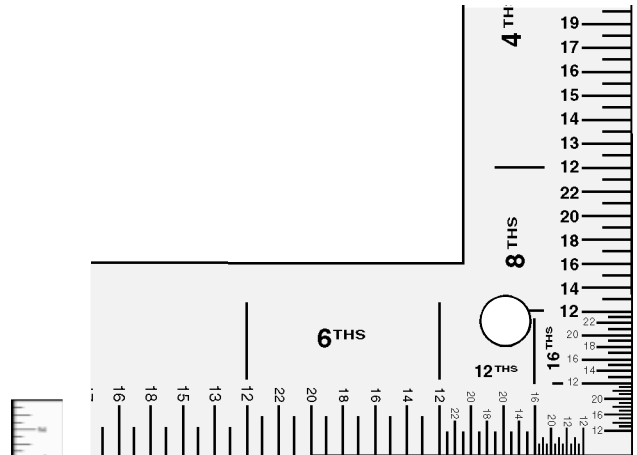


### STANDARD L-SQUARES

ITEM #	BLADE LENGTHS	CALIBRATIONS
LS-024	24" X 14"	1/8", 1/24", 1/32" 1/2s, 1/4ths, 1/8ths, 16ths, 2/3rds, 6ths, 12ths
LS-615M	60cm X 35cm	Centimeters in mms, 3rds, 2/3rds, 6ths, 12ths, 24ths, 1/2s, 4ths, 8ths, 16ths, 32nds

## HALF-SIZE L-SQUARES - CALIBRATED IN INCHES OR IN CENTIMETERS

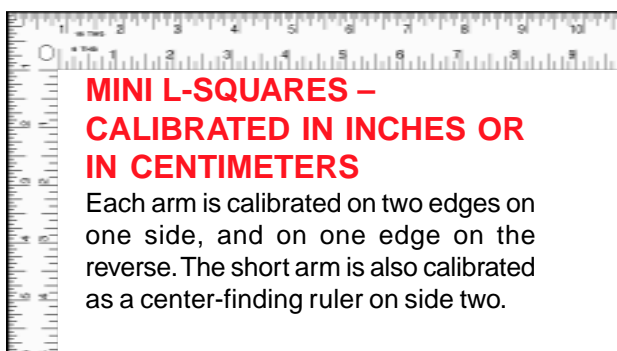
Each arm is calibrated on one edge on two sides. Used by designers for the creation of half-scale patterns. This L-Square is a half scale of our standard L-Square.



### HALF SIZE L-SQUARES

ITEM #	BLADE LENGTHS	CALIBRATIONS
LS-012-05	12" X 6"	Same as Standard
LS-030-05M	30cm X 15cm	mm, cm


SIDE 1



## MINI L-SQUARES - CALIBRATED IN INCHES OR IN CENTIMETERS

Each arm is calibrated on two edges on one side, and on one edge on the reverse. The short arm is also calibrated as a center-finding ruler on side two.

SIDE 2



ITEM #	BLADE LENGTHS	CALIBRATIONS
LS-012	12" X 6"	1/8", 1/16"
LS-030M	30cm X 15cm	mm, cm

# LANCE® BLACK ANODIZED ENGRAVED RULERS

Designed for use in the demanding environments of machine shops and factories, under conditions that often prove destructive for rulers of less hardy construction. Our rulers are constructed of black, anodized, hardened aluminum, .090" thick and 1" wide. The calibrations are able to withstand extensive wear and tear because they are engraved through the black, anodized coating into the aluminum. The calibrations appear in the sharp contrast of silver lines against a black background.

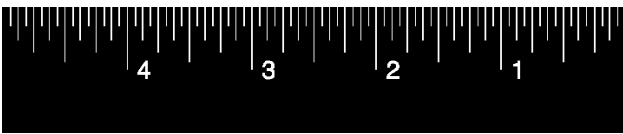
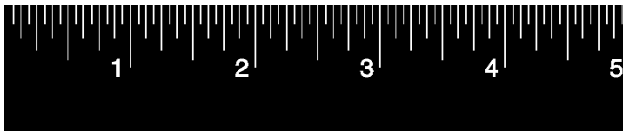
## Calibrated in Inches, 16ths, Top Edge

### LEFT TO RIGHT

Lance® #	Size
TLR-012B	12"
TLR-024B	24"
TLR-036B	36"
TLR-048B	48"
TLR-060B	60"
TLR-072B	72"
TLR-096B	96"
TLR-144B	144"

### RIGHT TO LEFT

Lance® #	Size
TRL-012B	12"
TRL-024B	24"
TRL-036B	36"
TRL-048B	48"
TRL-060B	60"
TRL-072B	72"
TRL-096B	96"
TRL-144B	144"



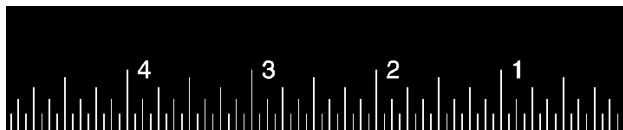
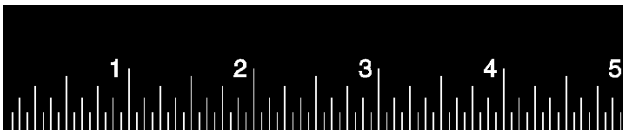
## Calibrated in Inches, 16ths, Bottom Edge

### LEFT TO RIGHT

Lance® #	Size
BLR-012B	12"
BLR-024B	24"
BLR-036B	36"
BLR-048B	48"
BLR-060B	60"
BLR-072B	72"
BLR-096B	96"
BLR-144B	144"

### RIGHT TO LEFT

Lance® #	Size
BRL-012B	12"
BRL-024B	24"
BRL-036B	36"
BRL-048B	48"
BRL-060B	60"
BRL-072B	72"
BRL-096B	96"
BRL-144B	144"



## Calibrated in Inches, 16ths, Top Edge Calibrated in cm, mm, Bottom Edge

### LEFT TO RIGHT

Lance® #	Size
TBLR-20EM	20" (50.8cm)
TBLR-40EM	40" (101.6cm)
TBLR-60EM	60" (152.4cm)
TBLR-80EM	80" (203.2cm)
TBLR-100EM	100" (240cm)



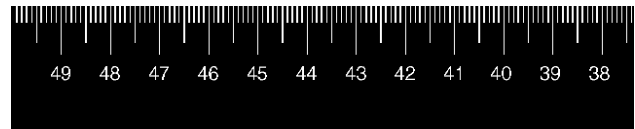
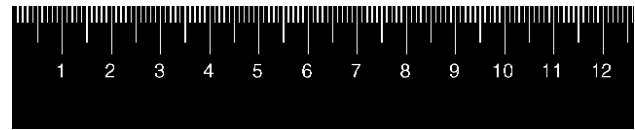
## Calibrated in Centimeters & Millimeters

### TOP / LEFT TO RIGHT

Lance® #	Size
TLR-050B-M	50cm
TLR-100B-M	100cm
TLR-150B-M	150cm
TLR-200B-M	200cm

### TOP / RIGHT TO LEFT

Lance® #	Size
TRL-050B-M	50cm
TRL-100B-M	100cm
TRL-150B-M	150cm
TRL-200B-M	200cm

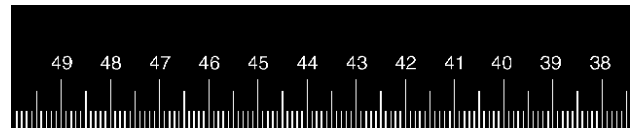
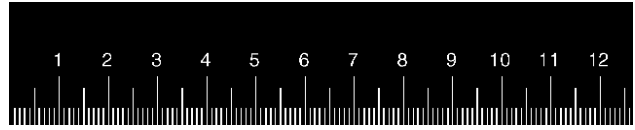


### BOTTOM / LEFT TO RIGHT

Lance® #	Size
BLR-050B-M	50cm
BLR-100B-M	100cm
BLR-150B-M	150cm
BLR-200B-M	200cm

### BOTTOM / RIGHT TO LEFT

Lance® #	Size
BRL-050B-M	50cm
BRL-100B-M	100cm
BRL-150B-M	150cm
BRL-200B-M	200cm



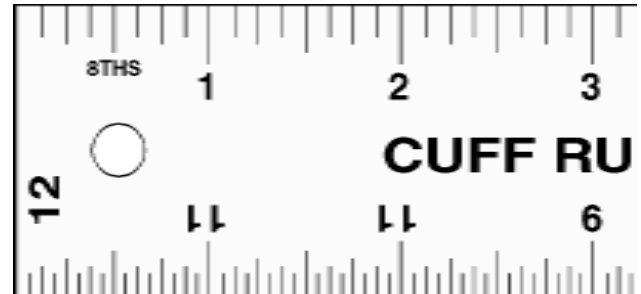
# SPECIALTY RULERS

## CUFF RULERS

Inches, in 8ths on the top edge and in 16ths on the bottom.

Handy, accurate tool, used to quickly mark trouser cuffs of various lengths and widths.

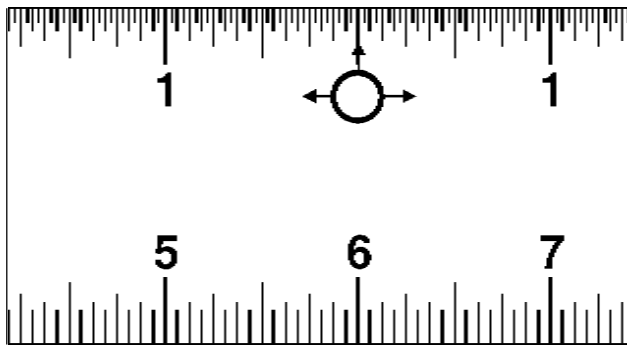
ITEM #	LENGTH - WIDTH	CALIBRATIONS
CR- 125	12" X 1-1/4"	1/8", 1/16"
CR- 150	12" X 1-1/2"	1/8", 1/16"
CR- 175	12" X 1-3/4"	1/8", 1/16"
CR- 200	12" X 2"	1/8", 1/16"
CR- 225	12" X 2-1/4"	1/8", 1/16"



## CENTER FINDING RULERS

Calibrations are on two edges, on one side.

This rule is designed as an efficient aid in finding the center between two points; a significant, time-saving device in pattern-making, tailoring, forms design and crafts of all kind. There is a zero-point at the center of the top edge of the ruler, with equal incremental measurements to the left and to the right, in 32nds of an inch. The bottom edge is a standard ruler calibrated in 16ths.



ITEM #	LENGTH - WIDTH	CALIBRATIONS
CF-006	6" X 3/4"	1/16", 1/32"
CF-012	12" X 1 3/4"	1/16", 1/32"
CF-018	18" X 1 3/4"	1/16", 1/32"
CF-024	24" X 1 3/4"	1/16", 1/32"
CF-036	36" X 1 3/4"	1/16", 1/32"
CF-048	48" X 1 3/4"	1/16", 1/32"

## AGATE - PICA RULERS

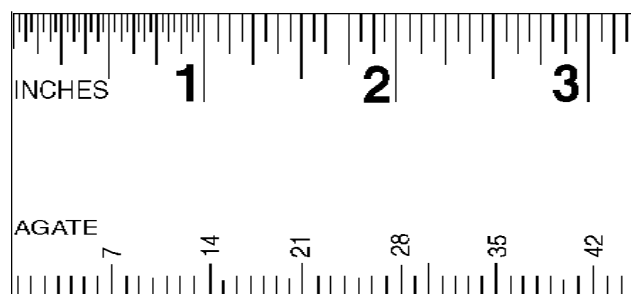
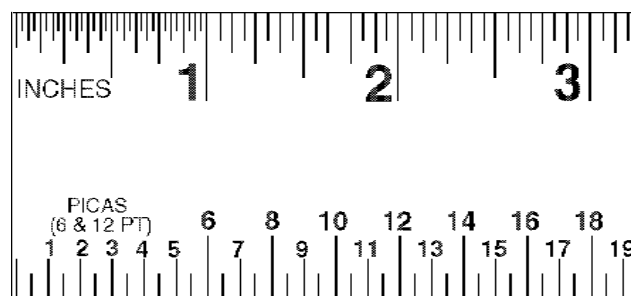
Calibrated on two edges, on two sides.


Side One: Inches, in 16ths, on the top edge and Picas on the bottom edge.

Side Two: Inches, in 16ths, on the top edge and Agates on the bottom edge.

A precision tool, used in the layout of printed material.

ITEM #	LENGTH - WIDTH	CALIBRATIONS
AP-012	12" X 1-1/2"	1/16", picas, agates
AP-018	18" X 1-1/2"	1/16", picas, agates
AP-024	24" X 1-1/2"	1/16", picas, agates





**A MEYERS & SONS, CORP.**

325 West 38<sup>TH</sup> Street • New York, NY 10018-2994

Phone: 212.279.6632 • USA & Canada: 800.666.5577

Fax: 212.594.4093 • USA & Canada: 800.839.7890

E-mail: [info@safetypins.com](mailto:info@safetypins.com)

Web site: [www.safetypins.com](http://www.safetypins.com)